



DANNEX AYRTON STARWIN PLC



UN-AUDITED STATEMENT OF FINANCIAL POSITION AS AT 30TH JUNE, 2022

	30-06-22 GHC	30-06-21 GHC
Non current assets		
Property, plant and equipment	22,581,467	20,838,334
Intangible	116,077	366,531
Investment	2,416,650	2,416,650
Deferred tax assets	3,877,343	
	<u>28,991,537</u>	<u>23,621,515</u>
Current assets		
Inventories	24,222,278	17,587,339
Trade and other receivable	22,317,320	13,175,207
Current taxation	834,705	-
Cash and bank	4,653,482	977,979
Total Current Assets	<u>52,027,785</u>	<u>31,740,525</u>
Total Assets	<u>81,019,321</u>	<u>55,362,040</u>
Equity and liabilities		
Equity		
Issued capital	33,058,701	33,058,701
Fair Value Reserve	184,405	184,405
Other capital reserve		321,098
Income surplus	(22,473,161)	(26,161,788)
	<u>10,769,944</u>	<u>7,402,415</u>
Non-current liabilities		
Deferred tax Liability	2,655,538	815,463
Longterm Borrowing	18,200,876	6,033,250
	<u>20,856,414</u>	<u>6,848,713</u>
Current liabilities		
Trade and other payable	29,839,901	17,868,345
Amount due to Related Party	-	1,137,914
Income tax payable		(367,991)
Short term borrowings	19,553,061	22,472,644
Total Liabilities	<u>49,392,963</u>	<u>41,110,912</u>
Total Equity and liabilities	<u>81,019,321</u>	<u>55,362,040</u>


Director
Daniel Apegyei Kissi


NIK AMARTEIFIO
Director
Nik Amarteifio

DANNEX AYRTON STARWIN PLC



UN-AUDITED STATEMENT OF COMPREHENSIVE INCOME FOR THE PERIOD ENDED 30TH JUNE, 2022

	30-06-22 GHC	30-06-21 GHC
Revenue	43,947,913	32,266,455
Cost of sales	(21,562,267)	(15,736,584)
Gross profit	22,385,646	16,529,871
Other income	351,200	535,141
Exchange Gain/(Loss)	(2,460,579)	-
Selling and distribution costs	(5,465,037)	(4,271,014)
Administrative expenses	(13,863,889)	(10,775,001)
Operating Profit/(loss)	947,341	2,018,996
Finance income	-	-
Finance costs	(1,844,688)	(1,402,019)
Profit/(loss) before tax	(897,347)	616,977
Income tax expense	-	-
Profit/(loss) after tax	(897,347)	616,977
Earnings per share	(0.0106)	0.0073
Diluted earnings per share	(0.0106)	0.0073

DANNEX AYRTON STARWIN PLC



UN-AUDITED CASH FLOW STATEMENT FOR THE PERIOD ENDED 30TH JUNE, 2022

	Notes	6/30/2022 GHC	6/30/2021 GHC
OPERATING ACTIVITIES			
Operating (loss)/profit before tax		(897,347)	616,977
Depreciation and amortisation	3	1,221,454	992,415
Profit / loss on disposal		(35,750)	(75,559)
Actuarial Gains		-	-
Interest expense		1,844,688	1,402,019
Operating cash flow before working capital changes:		2,133,045	2,935,853
(Increase)/Decrease in inventories		(5,956,277)	(3,941,758)
(Increase)/Decrease in trade and other accounts receivable		(7,069,030)	(679,911)
Increase/(Decrease) in trade and other accounts payable		12,228,682	1,066,983
Operating cash flow before interest and tax		1,336,420	(618,833)
Interest received			
Interest paid		(1,844,688)	(1,402,019)
Income tax paid		(16,345)	(1,129,172)
Net cash flows from operating activities		(524,613)	(3,150,025)
INVESTING ACTIVITIES			
Purchase of property, plant and equipment	4	(2,410,270)	(455,174)
Purchase of intangible asset		(97,249)	(125,024)
Proceeds from disposal		35,750	75,559
Net cash flows used in investing activities		(2,471,769)	(504,639)
FINANCING ACTIVITIES			
Dividends paid to equity holders			
Net receipts/(Payment) from borrowings		(3,383,042)	(1,164,443)
Loan Term Loan		9,776,170	18,041,978
Net cash flows used in financing activities		6,393,128	16,877,536
Net decrease in cash and cash equivalents		3,396,746	13,222,872
Cash and cash equivalents at beginning		1,256,736	(16,675,560)
Cash and cash equivalents at close		4,653,482	(3,452,687)

DANNEX AYRTON STARWIN PLC



UN-AUDITED STATEMENT OF CHANGES IN EQUITY FOR THE PERIOD ENDED 30TH JUNE, 2022

	Share Capital GH¢'000	Retained Earnings GH¢'000	Fair Valur Reserve GH¢'000	Other Reserve GH¢'000	Total GH¢'000
2022					
At 1 Jan 2022	33,058,701	(21,575,814)	184,405		11,667,291
Profit/(Loss) for the period		(897,347)	-	-	(897,347)
Reversal during the period					-
At 30th June 2022	33,058,701	(22,473,161)	184,405	-	10,769,944
2021					
At 1 Jan 2021	33,058,701	(26,778,766)	184,405	321,098	6,785,438
Profit/(Loss) for the period		616,977	-	-	616,977
Reversal during the period					-
At 30th June 2021	33,058,701	(26,161,788)	184,405	321,098	7,402,415

DANNEX AYRTON STARWIN PLC



NOTES TO THE CONDENSED FINANCIAL STATEMENTS FOR THE PERIOD ENDED 30TH JUNE, 2022

1 Corporate information

Dannex Ayrton Starwin PLC is a company registered and incorporated in Ghana under the Companies Act, 2019 (Act 922) as a limited liability company whose shares are publicly traded. The registered office is located at 5 Dadeban Road (W3), Ring Road North Industrial Area in Accra.

The company is engaged in the manufacture as well as importation and supply of pharmaceutical products.

2 Summary of significant accounting policies

2.1 Basis of preparation

The financial statements have been prepared on a historical cost basis unless otherwise indicated. The financial statements have been prepared in accordance with the International Financial Reporting Standards (IFRS) as issued by the International Accounting Standards Board (IASB) and also in a manner required by the Companies Act, 2019 (Act 922). The financial statements are prepared on a going concern basis.

2.2 Functional and reporting currency

The financial statements are presented in Ghana Cedis (GH¢). The Ghana Cedi is the functional and reporting currency of the company.

2.3 Foreign currencies translations

Transactions in foreign currencies are measured and recorded on initial recognition in the functional currency at exchange rates approximating those ruling at the transaction dates. Monetary assets and liabilities denominated in foreign currencies are translated at the exchange rate prevailing at the reporting date. At the reporting date non-monetary items at historical cost are translated using the exchange rates as at the dates of the initial transactions.

2.4 Property, plant and equipment

The company recognises an item of property, plant and equipment (PPE) as an asset when it is probable that future economic benefits will flow to it and the cost can be reliably measured by the company. Property, plant and equipment are stated at cost less accumulated depreciation and any impairment in value. Depreciation is provided on the depreciable amount of each component of property, plant and equipment on a straight-line basis over the anticipated useful life of the asset.

The current annual depreciation rates for each class of property, plant and equipment are as follows:

	%
	Over the
	lease term
Leasehold land	2-3
Factory buildings	13.33-20
Plant and equipment	10 - 20
Laboratory, equipment and furniture	15 - 20
Office furniture and equipment	20 - 25
Motor vehicles and bicycles	25 - 33.3
Computer and accessories	8.5
Medical books	
Costs associated with day-to-day servicing and maintenance of assets is expensed as incurred	

2.5 Inventories

Inventories are valued at the lower of cost and net realisable value. Net realisable value is the estimated selling price in the ordinary course of business, less estimated costs of completion and the estimated costs necessary to make the sale. Costs incurred in bringing each product to its present location and conditions are accounted for as follows:

Raw materials are measured at the weighted average cost method.

Finished goods and work in progress comprises the cost of direct materials and labour and a proportion of manufacturing overheads based on normal operating capacity but excluding borrowing costs. Finished goods are also measured at the weighted average cost method

2.6 Cash and cash equivalents

Cash and cash equivalents in the statement of financial position comprise of cash at bank and on hand and short-term deposits with a maturity of three months or less.

For the purpose of the statement of cash flows, cash and cash equivalents consist of cash and short-term deposits as defined above, net of outstanding bank overdrafts which are repayable on demand and which form an integral part of the company's cash management. Cash and cash equivalents are measured subsequently at amortised cost.

2.7 Employee benefits

The Company contributes to the defined Contribution Scheme (the Social Security Fund) on behalf the of employees.

Social security contributions is a National Pension Scheme under which the company pays 13% of employees' basic monthly salaries to a state managed Social Security Fund for the benefit of the employees. All employer contributions are charged to the statement of profit or loss and other comprehensive income as incurred and included under employee benefits. Employees contribute 5.5% of basic salaries to the Fund.

2.8 Provident Fund

Employees contribute a minimum of 10% of their basic salary and the employer contributes the 6.5% in to provident fund. This is a defined Contribution Scheme.

2.9 Revenue recognition


Revenue is recognised to the extent that it is probable that the economic benefits will flow to the company and the revenue can be reliably measured. Revenue is measured at the fair value of the consideration received, excluding discounts, rebates, and sales taxes or duty.

Sale of goods

Revenue from the sale of goods is recognised when the significant risk and rewards of ownership have passed to the buyer, usually on delivery of the goods.

3 Comparative information

3.1 The company began operations in December 2019 therefore the 2020 comparative figures is from December 2019 to September 2020



Director
Daniel Apeagyei Kissi



Director
Nik Amarteifio

NIK AMARTEIFIO

DANNEX AYRTON STARWIN PLC

NOTES TO THE CONDENSED FINANCIAL STATEMENTS FOR THE PERIOD ENDED 30TH JUNE, 2022



	PPE Total	Building	Leased Assets (ROU)	Freehold Land	Plant and equipment	Office equip /Furn	Factory/Lab equipment and furn	Computer and accessories	Motor Vehicle & Motor Bicycle	Medical Books- Library	WIP
3 Property Plant and Equipment											
Cost or Valuation											
Balance at the beginning of the year	38,419,275	7,210,867	10,318,623	305,792	7,699,013	1,418,011	2,301,210	1,825,267	4,283,019	3,600	3,053,874
Replacement and expansion (Sch 3001)	2,410,270	72,344	-	-	141,399	283,426	974,431	89,667	350,671	-	498,333
Transfer from WIP	-	-	-	-	-	-	-	-	-	-	-
Other	-	-	-	-	(16,266)	-	-	-	(58,454)	-	-
Other disposals in normal course of business	(74,720)	-	-	-	-	-	-	-	-	-	-
Balance at end of year	40,754,824	7,283,211	10,318,623	305,792	7,824,146	1,701,437	3,275,641	1,914,934	4,575,236	3,600	3,552,206
Accumulated Depreciation											
Balance at the beginning of the year	17,208,241	2,301,080	342,093	-	6,864,201	1,133,862	1,716,938	1,436,446	3,410,021	3,600	-
Depreciation charge for the year	1,039,836	287,400	-	-	208,408	78,062	120,796	121,827	223,343	-	-
Other disposals in normal course of business	(74,720)	-	-	-	(16,266)	-	-	-	(58,454)	-	-
Impairment charge for the year	-	-	-	-	-	-	-	-	-	-	-
Balance at end of year	18,173,357	2,588,480	342,093	-	7,056,343	1,211,924	1,837,734	1,558,273	3,574,910	3,600	-
Net Book Value as at 31st March, 2022	22,581,467	4,694,730	9,976,530	305,792	767,803	489,512	1,437,907	356,660	1,000,326	0	3,552,206
Net Book Value as at 31st March, 2021	21,201,665	15,056,220	0	305,792	806,904	271,349	404,123	337,329	695,774	0	3,324,173

DANNEX AYRTON STARWIN PLC

NOTES TO THE CONDENSED FINANCIAL STATEMENTS FOR THE PERIOD ENDED 30TH JUNE, 2022



	PPE Total	Building	Freehold Land	Plant and equipment	Office equip /Furn	Factory/Lab equipment and furn	Computer and accessories	Motor Vehicle & Motor Bicycle	Medical Books-Library	WIP
DISPOSAL ACCOUNT										
Cost	42,187	-	-	(16,266)	-	-	-	58,454	-	-
Accumulated Depreciation	(42,187)	-	-	16,266	-	-	-	(58,454)	-	-
Proceeds	35,750	-	-	-	-	-	-	35,750.00	-	-
Profit from Disposal	35,750	-	-	-	-	-	-	35,750	-	-

NOTES TO THE CONDENSED FINANCIAL STATEMENTS FOR THE PERIOD ENDED 30TH JUNE, 2022

3 Property Plant and Equipment	Intangible Total	Software	Patent	Trade mark
Cost or Valuation				
Balance at the beginning of the year	1,230,278	925,601	-	304,677
Repalcement and expansion (Sch 3001)	97,249	97,249	-	-
Transfer from WIP	-	-	-	-
Other	-	-	-	-
Other disposals in normal course of business	-	-	-	-
Balance at end of year	1,327,528	1,022,851	-	304,677
Accumulated Amortisation				
Balance at the beginning of the year	1,029,833	725,156	-	304,677
Amortisation charge for the year	181,617	181,617	-	-
Other disposals in normal course of business	-	-	-	-
Impairment charge for the year	-	-	-	-
Balance at end of year	1,211,451	906,774	-	304,677
Net Book Value as at 31st March, 2021	116,077	116,077	0	0